



# Golden Tobacco Limited

(Estd. 1930 • Founder : Late Narsee Monjee • Incorporated 1955)

Manufacturers of Quality Cigarettes / Cigars




July 15, 2014

GT/SE/SEC/2014-15

To,

The Manager,  
Corporate Relations Department,  
Bombay Stock Exchange,  
14<sup>th</sup> Floor, P.J. Towers,  
Dalal Street,  
MUMBAI-400001

Scrip Code: 151



The Secretary,  
National Stock Exchange of India Ltd  
'Exchange Plaza'  
Bandra Kurla Complex, Bandra (East)  
MUMBAI - 400 051

Scrip Code : 5251


Dear Sir,

**Sub: Shareholding Pattern as on June 30, 2014 :**

Pursuant to Clause 35 of the Listing Agreement, please find enclosed herewith Shareholding pattern as on June 30, 2014 in the revised format as prescribed by SEBI vide Circular No. SEBI/CFD/DCR/SAST/1/2011/09/23 dated September 23, 2011 and as amended from time to time.

We would request to take the same on record and acknowledge the receipt.

Thanking You,  
For GOLDEN TOBACCO LIMITED

  
MANOJ KUMAR SRIVASTAVA  
COMPANY SECRETARY



Encl a/a

Registered Office & Works : At. Darjipura, Post-Amaliyara, Vadodara - 390 022. (Gujarat).  
Phone : +91 0265 2540597, 2540281 Fax : +91 0265 2541700, Toll Free No. : 1800 223 951  
website : www.goldentobacco.in Email : share@goldentobacco.in CIN : L16000GJ1955PLC067605

New Delhi Office : Golden Tobacco Limited, 1303-1304, Vijaya Building, 17, Barakhamba Road, New Delhi-110 001.  
Phone : +91 011 23711531 Fax : +91 011 23314457

Mumbai Office : Golden Tobacco Limited, Tobacco House, S. V. Road, Vile Parle (W), Mumbai-400 056.  
Phone : +91 022 26713951 Fax : +91 022 26715481

## Introductory sub table I (a)

Name of the Company : GOLDEN TOBACCO LIMITED

Scrip Code BSE : 500151

Scrip Code B NSE : 5251

Quarter ended: 30th June, 2014

Class of Security: Equity Shares

Partly paid-up shares	No. of partly paid-up shares	As a percentage of total no. of partly paid-up shares	As a Percentage of total no. of shares of the Company
Held by Promoter/ Promoter Group	0	0	0%
Held by Public	0	0	0%
<b>Total</b>	<b>0</b>	<b>0</b>	<b>0%</b>
Outstanding convertible securities:-	No. of outstanding securities	As a percentage of total no. of outstanding convertible securities	As a percentage of total no. of shares of the Company, assuming full conversion of the convertible securities
Held by Promoter/ Promoter Group	0	0	0%
Held by Public	0	0	0%
<b>Total</b>	<b>0</b>	<b>0</b>	<b>0%</b>
<b>Warrants</b>	No. of warrants	As a percentage of total no. of warrant	As a percentage of total no. of shares of the Company, assuming full conversion of Warrants
Held by Promoter/ Promoter Group	0	0	0%
Held by Public	0	0	0%
<b>Total</b>	<b>0</b>	<b>0</b>	<b>0%</b>
Total paid-up capital of the Company, assuming full conversion of warrants and convertible securities			17608802



**CLAUSE 35(I)(a) STATEMENT SHOWING SHAREHOLDING PATTERN :**

Category code	Category of shareholder	Number of shareholders	Total number of shares	Number of shares held in dematerialized form	Total shareholding as a percentage of total number of shares		Shares pledged or otherwise encumbered	
					As a percentage of (A+B)	As a percentage of (A+B+C)	Number of shares	As a percentage
I	II	III	IV	V	VI	VII	VIII	(IX)=(VIII/IV)*100
<b>(A)</b>	<b>Shareholding of Promoter and Promoter Group:</b>							
<b>(1)</b>	<b>Indian</b>							
(a)	Individuals/ Hindu Undivided Family	-	-	-	-	-	-	-
(b)	Central Government/ State Government(s)	-	-	-	-	-	-	-
(c)	Bodies Corporate	30	4,581,725	4,58,1725	26.02	26.02	3,293,000	71.87
(d)	Financial Institutions/ Banks	-	-	-	-	-	-	-
(e)	Any Other (specify)relative of director	-	-	-	-	-	-	-
	<b>Sub-Total (A) (1)</b>	<b>30</b>	<b>4,581,725</b>	<b>4,581,725</b>	<b>26.02</b>	<b>26.02</b>	<b>3,293,000</b>	<b>71.87</b>
<b>(2)</b>	<b>Foreign</b>							
(a)	Individuals (Non-Resident Individuals/	-	-	-	-	-	-	-
(b)	Bodies Corporate	-	-	-	-	-	-	-
(c)	Institutions	-	-	-	-	-	-	-
(d)	Any Other (specify)	-	-	-	-	-	-	-
	<b>Sub-Total (A)(2)</b>	<b>-</b>	<b>-</b>	<b>-</b>	<b>-</b>	<b>-</b>	<b>-</b>	<b>-</b>
	<b>Total Shareholding of Promoter and Promoter Group (A)= (A)(1)+(A)(2)</b>	<b>30</b>	<b>4,581,725</b>	<b>4,581,725</b>	<b>26.02</b>	<b>26.02</b>	<b>3,293,000</b>	<b>71.87</b>
<b>(B)</b>	<b>Public shareholding</b>							
<b>(1)</b>	<b>Institutions</b>							
(a)	Mutual Funds/ UTI	2	1,040	190	0.01	0.01	0.00	0.00
(b)	Financial Institutions/ Banks	25	64,467	55,452	0.37	0.37	0.00	0.00
(c)	Central Government/ State Government(s)	-	-	-	-	-	-	-
(d)	Venture Capital Fund	-	-	-	-	-	-	-
(e)	Insurance Companies	2	3,050	-	0.02	0.02	0.00	0.00
(f)	Foreign Institute Investors	4	495,877	495,877	2.82	2.82	0.00	0.00
(g)	Foreign Venture Capital	-	-	-	-	-	-	-
(h)	Any Other (specify)	-	-	-	-	-	-	-
	1) Foreign Financial Institution	-	-	-	-	-	-	-
	<b>Sub-Total (B)(1)</b>	<b>33</b>	<b>564,434</b>	<b>551,519</b>	<b>3.21</b>	<b>3.21</b>	<b>0.00</b>	<b>0.00</b>



<b>(2)</b>	<b>Non-institutions</b>				-	-	-	-
(a)	Bodies Corporate	483	5,342,836	5,324,532	30.34	30.34	0.00	0.00
(b)	Individuals				-	-	-	-
	i. Individual shareholders holding nominal share capital up to Rs. 1 lakh.	30,565	5,225,068	3,866,995	29.67	29.67	0.00	0.00
	ii. Individual shareholders holding nominal share capital in excess of Rs. 1 lakh.	38	1,738,465	1,638,414	9.87	9.87	0.00	0.00
<b>(c)</b>	Qualified Foreign Invesotrs	-	-	-	-	-	-	-
<b>(d)</b>	<b>Any Others (specify)</b>							
i	Non Residence Indians ( Repatriation)	80	85,404	70,784	0.49	0.49	-	-
ii	Non Residence Indians (Non Repatriation)	67	15,806	12,236	0.09	0.09	-	-
iii	Foreign Companies	-	-	-	-	-	-	-
iv	Clearing Members	72	54,168	54,168	0.31	0.31	-	-
v	Directors & their relatives	2	180	180	0.00	0.00	-	-
vi	Trust	2	716	716	0.00	0.00	-	-
	<b>Sub Total( B)(2)</b>	<b>31,309</b>	<b>12,462,643</b>	<b>10,968,025</b>	<b>70.77</b>	<b>70.77</b>	-	-
	<b>Total Public Shareholding (B)= (B)(1)+(B)(2)</b>	<b>31,342</b>	<b>13,027,077</b>	<b>11,519,544</b>	<b>73.98</b>	<b>73.98</b>	N/A	N/A
	<b>TOTAL (A)+(B)</b>	<b>31,372</b>	<b>17,608,802</b>	<b>16,101,269</b>	<b>100</b>	<b>100</b>	-	-
<b>(C)</b>	Shares held by Custodians and against which Depository Receipt have been issued	-	-	-	-	-	-	-
	1. Promoter and Promoter Group	-	-	-	-	-	-	-
	2. Public	-	-	-	-	-	-	-
	<b>Sub-Total 2 (C) 1+ (C) 2</b>	<b>0</b>	<b>0</b>	<b>0</b>	<b>0</b>	<b>0</b>	<b>0</b>	<b>0</b>
	<b>GRAND TOTAL (A)+(B)+(C)</b>	<b>31,372</b>	<b>17,608,802</b>	<b>16,101,269</b>	<b>100.00</b>	<b>100.00</b>	<b>0.00</b>	<b>0.00</b>



## (I)(b) Statement showing holding of securities(including shares,warrants,convertible securities) of persons belonging to the category "Promoter and Promoter Group"

Sr. No.	Name of the shareholder	Details of shares held		Encumbered shares(*)			Details of warrents		Details of convertible securities		Total shares including underlying shares assuming full conversion of warrents and convertible securities)as a % of diluted share capital
		Number of share held	As a percentage of Grand Total (A)+(B)+(C)	Numbers	As a percentage	As a percentage of Grand Total (A)+(B)+(C) of sub-clause (I)(a)	No. of warrents held	as a percentage of total number of warrents of the same class	No. of convertible securities held	as a percentage total no of convertible securities of the same class	
(I)	(II)	(III)	(IV)	(V)	(VI)=(V)/(III)*100	(VII)	(VIII)	(IX)	(X)	(XI)	(XII)
1	Dalmia Housing Finance Ltd.	800760	4.55	800000	99.91	4.54	0	0%	0	0%	4.55
2	Dear Investment Pvt Ltd.	800000	4.54	800000	100.00	4.54	0	0%	0	0%	4.54
3	Lakshmi Vishnu Investment Ltd.	500485	2.84	500000	99.90	2.84	0	0%	0	0%	2.84
4	Swastik Commercial Pvt.Ltd.	404000	2.29	400000	99.01	2.27	0	0%	0	0%	2.29
5	Swagatham Investment Ltd.	398600	2.26	398000	99.85	2.26	0	0%	0	0%	2.26
6	Chirawa Investment Ltd.	107078	0.61	93000	86.85	0.53	0	0%	0	0%	0.61
7	GHCL Ltd.	272146	1.55	0	0	0	0	0%	0	0%	1.55
8	Mourya Finance Ltd.	270945	1.54	100000	36.91	0.57	0	0%	0	0%	1.54
9	WGF Financial Services Ltd.	159232	0.90	0	0	0	0	0%	0	0%	0.90
10	Bharatpur Investments Ltd.	147538	0.84	0	0	0	0	0%	0	0%	0.84
11	Sovereign Commercial Pvt.Ltd.	132843	0.75	132000	99.37	0.75	0	0%	0	0%	0.75
12	General Exports and Credit Ltd.	101972	0.58	0	0	0	0	0%	0	0%	0.58
13	Moderate Investment & Comm. Ent.Ltd.*	70650	0.40	70000	99.08	0.40	0	0%	0	0%	0.40
14	Sikar Investment Company Ltd.	6920	0.04	0	0	0	0	0%	0	0%	0.04
15	Gems Commercial Co Ltd.*	144500	0.82	0	0	0	0	0%	0	0%	0.82
16	Carissa Investment Pvt Ltd.	48235	0.27	0	0	0	0	0%	0	0%	0.27
17	Dalmia Finance Ltd.	42528	0.24	0	0	0	0	0%	0	0%	0.24
18	Hotex Company Ltd.	38800	0.22	0	0	0	0	0%	0	0%	-0.22
19	Mansarover Commercial Pvt Ltd.	28760	0.16	0	0	0	0	0%	0	0%	0.16
20	International Resources Ltd.*	11455	0.07	0	0	0	0	0%	0	0%	0.07
21	Little Rock Trade And Investment Ltd.	22500	0.13	0	0	0	0	0%	0	0%	0.13
22	Harvatex Engineering And Processing Co.	51320	0.29	0	0	0	0	0%	0	0%	0.29
23	Excellent Commercial Enterprise & Investment Ltd.	8640	0.05	0	0	0	0	0%	0	0%	0.05
24	Lovely Investment Pvt Ltd.	6503	0.04	0	0	0	0	0%	0	0%	0.04
25	Pashupatinath Comm.P.Ltd.	2569	0.01	0	0	0	0	0%	0	0%	0.01
26	Comosum Investment Pvt Ltd.	960	0.01	0	0	0	0	0%	0	0%	0.01
27	Lampa Trading Company Ltd.	720	0.00	0	0	0	0	0%	0	0%	0.00
28	Oval Investment Private Ltd.	392	0.00	0	0	0	0	0%	0	0%	0.00
29	Elegant Investment Pvt Ltd.	340	0.00	0	0	0	0	0%	0	0%	0.00
30	Altar Investment P Ltd.	334	0.00	0	0	0	0	0%	0	0%	0.00
	<b>TOTAL</b>	<b>4,581,725</b>	<b>26.02</b>	<b>3,293,000</b>	<b>71.87</b>	<b>18.70</b>	<b>0</b>	<b>0</b>	<b>0</b>	<b>0%</b>	<b>26.02</b>

(\*) The term "encumbrance" has the same meaning as assigned to it in the Regulation 28 (3) of the SAST Regulations, 2011

**Note :**

\*The Company has received declaration from Promoter Companies namely Gems Commercial Co. Ltd., International Resources Ltd. and Moderate Investment & Commercial Enterprise Ltd. that they are not the owner of Equity share held in physical form as these shares do not belong to them. Accordingly, the shares have been excluded from their respective share holding and have been classified in public shareholding.



Statement showing holding of securities (including shares, warrants, convertible securities) of persons belonging to the category "Public" and holding more than 1% of the total number of shares :

Sr. No.	Name of the shareholder	Number of shares held	Shares as a percentage of total number of shares {i.e., Grand Total (A)+(B)+(C) indicated in Statement at para (I)(a) above}	Details of warrants		Details of convertible securities		Total shares (including underlying shares assuming full conversion of warrants and convertible securities) as a percentage of diluted share capital
				Number of warrants held	As a percentage of total number of warrants of the same class	Number of convertible securities held	percentage of total number of convertible securities of the same class	
1	J.P Financial Services Pvt. Ltd.	1090000	6.19	0	0%	0	0%	6.19
2	Acacia Partners ,LP	308668	1.75	0	0%	0	0%	1.75
3	Globe Capital Market Ltd.	426406	2.42	0	0%	0	0%	2.42
4	SMS Holdings Pvt Ltd.	299724	1.70	0	0%	0	0%	1.70
5	Narinder Pal Gupta	240000	1.36	0	0%	0	0%	1.36
6	Lend Lease Company (India ) Ltd.	490567	2.79	0	0%	0	0%	2.79
7	Fideltiy Multitrade Pvt. Ltd.	403865	2.29	0	0%	0	0%	2.29
8	Vimal P. Khandwala	200000	1.14	0	0%	0	0%	1.14
9	KIFS Securities Ltd.	261779	1.49	0	0%	0	0%	1.49
<b>TOTAL</b>		<b>3721009</b>	<b>21.13</b>	<b>0</b>	<b>0</b>	<b>0</b>	<b>0</b>	<b>21.13</b>

(I)(c)(ii)

Statement showing holding of securities (including shares, warrants, convertible securities) of persons (together with PAC) belonging to the category "Public" and holding more than 5% of the total number of shares of the company

Sr. No.	Name(s) of the shareholder(s) and the Persons Acting in Concert (PAC) with them	Number of shares	Shares as a percentage of total number of shares {i.e., Grand Total (A)+(B)+(C) indicated in Statement at para (I)(a) above}	Details of warrants		Details of convertible securities		Total shares (including underlying shares assuming full conversion of warrants and convertible securities) as a % of diluted share capital
				Number of warrants	As a % total number of warrants of the same class	Number of convertible securities held	% w.r.t total number of convertible securities of the same class	
1	J.P Financial Services Pvt. Ltd.	1090000	6.19	-	-	-	-	6.19
<b>TOTAL</b>		<b>1090000</b>	<b>6.19</b>	<b>0</b>	<b>0</b>	<b>0</b>	<b>0</b>	<b>6.19</b>



(I)(d)

**Statement showing details of locked-in shares**

Sr. No.	Name of the shareholder	Number of locked-in shares	Locked-in shares as a percentage of total number of shares {i.e., Grand Total (A)+(B)+(C) indicated in Statement at para (I)(a)}	Category
1	N/A	N/A	N/A	N/A
<b>TOTAL</b>				

(II)(a)


**Statement showing details of Depository Receipts (DRs)**

Sr. No.	Type of outstanding DR (ADRs, GDRs, SDRs, etc.)	Number of outstanding DRs	Number of shares underlying outstanding DRs	Shares underlying outstanding DRs as a percentage of total number of shares {i.e., Grand Total (A)+(B)+(C) indicated in Statement at para (I)(a) above}
1	N/A	N/A	N/A	N/A
<b>TOTAL</b>				

(II)(b) **Statement showing Holding of Depository Receipts (DRs), where underlying shares held by "Promoter / Pramoter Group " are in excess of 1% of the total No. of Shares :**

Sr. No.	Name of the DR Holder	Type of outstanding DR (ADRs, GDRs, SDRs, etc.)	Number of shares underlying outstanding DRs	Shares underlying outstanding DRs as a percentage of total number of shares {i.e., Grand Total (A)+(B)+(C) indicated in Statement at para (I)(a) above}
1	N/A	N/A	N/A	N/A
<b>TOTAL</b>				

FOR GOLDEN TOBACCO LIMITED

  
 MANOJ KUMAR SRIVASTAVA  
 COMPANY SECRETARY


R.S.E

SENDING REPORT

15 Jul. 2014 1:25PM

YOUR LOGO : GOLDEN TABCCO LTD  
YOUR FAX NO. : 02652540281

NO.	OTHER FACSIMILE	START TIME	USAGE TIME	MODE	PAGES	RESULT
01	02222723121	15 Jul. 1:17PM	06'07	SND	07	OK

TO TURN OFF REPORT, PRESS 'MENU' #04.  
THEN SELECT OFF BY USING '+' OR '-'.

N.S.E

SENDING REPORT

15 Jul. 2014 1:31PM

YOUR LOGO : GOLDEN TABCCO LTD  
YOUR FAX NO. : 02652540281

NO.	OTHER FACSIMILE	START TIME	USAGE TIME	MODE	PAGES	RESULT
01	Fax Server	15 Jul. 1:26PM	05'29	SND	07	OK

TO TURN OFF REPORT, PRESS 'MENU' #04.  
THEN SELECT OFF BY USING '+' OR '-'.